



The **MICRO** Economy Today

FOURTEENTH EDITION

Bradley R. Schiller

WITH KAREN GEBHARDT

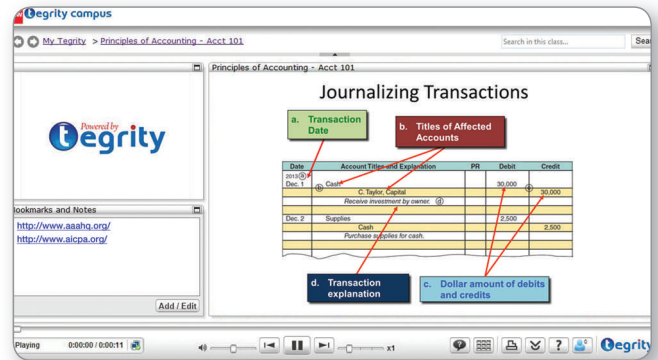
**Mc
Graw
Hill**
Education



CONNECT FEATURES

Tegrity

Make your classes available anytime, anywhere. With simple, one-click recording, students can search for a word or phrase and be taken to the exact place in your lecture that they need to review.



Connect Insight

The first and only analytics tool of its kind, Connect Insight is a series of visual data displays, each of which is framed by an intuitive question and provides at-a-glance information regarding how an instructor's class is performing. Connect Insight is available through Connect titles.



Graphing Tool

The graphing tool within Connect Economics provides opportunities for students to draw, interact with, manipulate, and analyze graphs in their online auto-graded assignments as they would with paper and pencil. The Connect graphs are identical in presentation to the graphs in the book, so students can easily relate their assignments to their reading material.

Steak

a. Using supply and demand curves, demonstrate the report's likely effect on the equilibrium price and quantity of steak sold in the market for steak. Instructions: Draw a parallel shift in either the demand or supply curve by grabbing, dragging, and then dropping the curve to the new position.

Price x	Quantity Demanded	Total Revenue
\$ 0.50	1	\$ 0.50
\$ 0.40	2	\$ 0.80
\$ 0.30	4	\$ 1.20
\$ 0.25	6	\$ 1.50
\$ 0.20	8	\$ 1.60
\$ 0.15	10	\$ 1.50
\$ 0.10	12	\$ 1.20
\$ 0.05	16	\$ 0.80
\$ 0.02	20	\$ 0.40
\$ 0.01	30	\$ 0.30

b. In the market for steak, equilibrium price will [Click to select] and equilibrium quantity will [Click to select].

What is the price elasticity E if price increases from \$1.10 to \$0.20?

Instructions: Enter your response as a whole number. Do not include a negative sign.



EASY TO USE

Learning Management System Integration

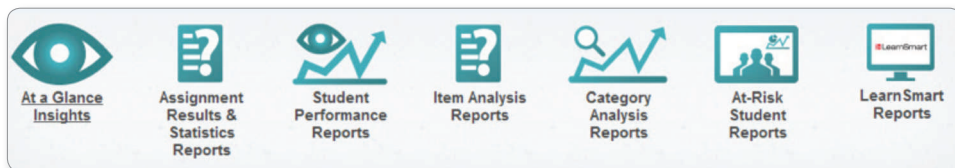
McGraw-Hill Campus is a one-stop teaching and learning experience available to use with any learning management system. McGraw-Hill Campus provides single sign-on to faculty and students for all McGraw-Hill material and technology from within the school website. McGraw-Hill Campus also allows instructors instant access to all supplements and teaching materials for all McGraw-Hill products.

Blackboard users also benefit from McGraw-Hill's industry-leading integration, providing single sign-on to access all Connect assignments and automatic feeding of assignment results to the Blackboard grade book.



POWERFUL REPORTING

Connect generates comprehensive reports and graphs that provide instructors with an instant view of the performance of individual students, a specific section, or multiple sections. Since all content is mapped to learning objectives, Connect reporting is ideal for accreditation or other administrative documentation.





The **MICRO** Economy Today

FOURTEENTH EDITION

The McGraw-Hill Series Economics

ESSENTIALS OF ECONOMICS

Brue, McConnell, and Flynn
Essentials of Economics
Third Edition

Mandel
Economics: The Basics
Second Edition

Schiller
Essentials of Economics
Ninth Edition

PRINCIPLES OF ECONOMICS

Asarta and Butters
Principles of Economics, Principles of Microeconomics, and Principles of Macroeconomics
First Edition

Colander
Economics, Microeconomics, and Macroeconomics
Ninth Edition

Frank, Bernanke, Antonovics, and Heffetz
Principles of Economics, Principles of Microeconomics, Principles of Macroeconomics
Sixth Edition

Frank and Bernanke
Brief Editions: Principles of Economics, Principles of Microeconomics, Principles of Macroeconomics
Second Edition

Karlan and Morduch
Economics, Microeconomics, and Macroeconomics
First Edition

McConnell, Brue, and Flynn
Economics, Microeconomics, and Macroeconomics
Twentieth Edition

McConnell, Brue, and Flynn
Brief Editions: Microeconomics and Macroeconomics
Second Edition

Miller
Principles of Microeconomics
First Edition

Samuelson and Nordhaus
Economics, Microeconomics, and Macroeconomics
Nineteenth Edition

Schiller
The Economy Today, The Micro Economy Today, and The Macro Economy Today
Fourteenth Edition

Slavin
Economics, Microeconomics, and Macroeconomics
Eleventh Edition

ECONOMICS OF SOCIAL ISSUES

Guell
Issues in Economics Today
Seventh Edition

Sharp, Register, and Grimes
Economics of Social Issues
Twentieth Edition

ECONOMETRICS

Gujarati and Porter
Basic Econometrics
Fifth Edition

Gujarati and Porter
Essentials of Econometrics
Fourth Edition

Hilmer and Hilmer
Practical Econometrics
First Edition

MANAGERIAL ECONOMICS

Baye and Prince
Managerial Economics and Business Strategy
Eighth Edition

Brickley, Smith, and Zimmerman
Managerial Economics and Organizational Architecture
Sixth Edition

Thomas and Maurice
Managerial Economics
Eleventh Edition

INTERMEDIATE ECONOMICS

Bernheim and Whinston
Microeconomics
Second Edition

Dornbusch, Fischer, and Startz
Macroeconomics
Twelfth Edition

Frank
Microeconomics and Behavior
Ninth Edition

ADVANCED ECONOMICS

Romer
Advanced Macroeconomics
Fourth Edition

MONEY AND BANKING

Cecchetti and Schoenholz
Money, Banking, and Financial Markets
Fourth Edition

URBAN ECONOMICS

O'Sullivan
Urban Economics
Eighth Edition

LABOR ECONOMICS

Borjas
Labor Economics
Seventh Edition

McConnell, Brue, and Macpherson
Contemporary Labor Economics
Tenth Edition

PUBLIC FINANCE

Rosen and Gayer
Public Finance
Tenth Edition

Seidman
Public Finance
First Edition

ENVIRONMENTAL ECONOMICS

Field and Field
Environmental Economics: An Introduction
Sixth Edition

INTERNATIONAL ECONOMICS

Appleyard and Field
International Economics
Eighth Edition

King and King
International Economics, Globalization, and Policy: A Reader
Fifth Edition

Pugel
International Economics
Sixteenth Edition



The **MICRO** Economy Today

FOURTEENTH EDITION

Bradley R. Schiller

American University, emeritus

WITH **KAREN GEBHARDT**

Colorado State University

**Mc
Graw
Hill**
Education



THE MICRO ECONOMY TODAY, FOURTEENTH EDITION

Published by McGraw-Hill Education, 2 Penn Plaza, New York, NY 10121. Copyright © 2016 by McGraw-Hill Education. All rights reserved. Printed in the United States of America. Previous editions © 2013, 2010, 2008, 2006, 2003, 2000, 1997, 1994, 1991, 1989, 1986, 1983, and 1980. No part of this publication may be reproduced or distributed in any form or by any means, or stored in a database or retrieval system, without the prior written consent of McGraw-Hill Education, including, but not limited to, in any network or other electronic storage or transmission, or broadcast for distance learning.

Some ancillaries, including electronic and print components, may not be available to customers outside the United States.

This book is printed on acid-free paper.

1 2 3 4 5 6 7 8 9 0 DOW/DOW 1 0 9 8 7 6 5

ISBN 978-1-259-29181-4

MHID 1-259-29181-2

Senior Vice President, Products & Markets: *Kurt L. Strand*
Vice President, General Manager, Products & Markets: *Marty Lange*
Vice President, Content Design & Delivery: *Kimberly Meriwether David*
Managing Director: *James Heine*
Brand Manager: *Scott Smith and Kathleen Hoenicke*
Director, Product Development: *Rose Koos*
Director of Digital Content Development: *Douglas Ruby*
Product Developer: *Sarah Otterness*
Marketing Manager: *Kathleen Hoenicke*
Digital Product Analyst: *Kevin Shanahan*
Director, Content Design & Delivery: *Linda Avenarius*
Program Manager: *Mark Christianson*
Content Project Managers: *Kathryn D. Wright and Kristin Bradley*
Buyer: *Laura Fuller*
Design: *Debra Kubiak*
Content Licensing Specialist: *Keri Johnson*
Cover Image: © *inhiu all rights reserved/Getty Images*
Compositor: *Aptara®, Inc.*
Printer: *R. R. Donnelley*

All credits appearing on page or at the end of the book are considered to be an extension of the copyright page.

Library of Congress Cataloging-in-Publication Data

Schiller, Bradley R., 1943–

The micro economy today / Bradley R. Schiller with Karen Gebhardt.—Fourteenth edition.

pages cm.—(The McGraw-Hill series economics)

Includes bibliographical references and index.

ISBN 978-1-259-29181-4—ISBN 1-259-29181-2 (alk. paper) 1. Microeconomics. I. Gebhardt, Karen. II. Title.

HB172.S3625 2016

338.5—dc23

2014050035

The Internet addresses listed in the text were accurate at the time of publication. The inclusion of a website does not indicate an endorsement by the authors or McGraw-Hill Education, and McGraw-Hill Education does not guarantee the accuracy of the information presented at these sites.

ABOUT THE AUTHORS

Bradley R. Schiller has more than four decades of experience teaching introductory economics at American University, the University of Nevada, the University of California (Berkeley and Santa Cruz), and the University of Maryland. He has given guest lectures at more than 300 colleges ranging from Fresno, California, to Istanbul, Turkey. Dr. Schiller's unique contribution to teaching is his ability to relate basic principles to current socioeconomic problems, institutions, and public policy decisions. This perspective is evident throughout *The Micro Economy Today*.

Dr. Schiller derives this policy focus from his extensive experience as a Washington consultant. He has been a consultant to most major federal agencies, many congressional committees, and political candidates. In addition, he has evaluated scores of government programs and helped design others. His studies of poverty, discrimination, training programs, tax reform, pensions, welfare, Social Security, and lifetime wage patterns have appeared in both professional journals and popular media. Dr. Schiller is also a frequent commentator on economic policy for television and radio, and his commentary has appeared in *The Wall Street Journal*, *The Washington Post*, *The New York Times*, and *Los Angeles Times*, among other major newspapers.

Dr. Schiller received his Ph.D. from Harvard and his B.A. degree, with great distinction, from the University of California (Berkeley). His current research focus is on Cuba—its post-revolution collapse and its post-Castro prospects. On his days off, Brad is on the tennis courts, the ski slopes, or the crystal-blue waters of Lake Tahoe.

Dr. Karen Gebhardt is a faculty member in the Department of Economics at Colorado State University (CSU). Dr. Gebhardt has a passion for teaching economics. She regularly instructs large, introductory courses in macro- and microeconomics; small honors sections of these core principles courses; and upper-division courses in public finance, microeconomics, and international trade, as well as a graduate course in teaching methods.

She is an early adopter of technology in the classroom and advocates strongly for it because she sees the difference it makes in student engagement and learning. Dr. Gebhardt has taught online consistently since 2005 and coordinates the online program within the Department of Economics at CSU. She also supervises and mentors the department's graduate teaching assistants and adjunct instructors.

Dr. Gebhardt was the recipient of the Water Pik Excellence in Education Award in 2006 and was nominated for Colorado State University Teacher of the Year in 2006, 2008, and 2013.

Her research interests, publications, and presentations involve the economics of human-wildlife interaction, economics education, and the economics of gender in the U.S. economy. Before joining CSU, she worked as an economist at the U.S. Department of Agriculture/Animal and Plant Health Inspection Service/Wildlife Services/National Wildlife Research Center, conducting research on the interactions of humans and wildlife, such as the economic effects of vampire bat-transmitted rabies in Mexico, the potential economic damage from introduction of invasive species to the Islands of Hawaii, bioeconomic modeling of the impacts of wildlife-transmitted disease, and others. In her free time, Dr. Gebhardt enjoys learning about new teaching methods that integrate technology and going rock climbing and camping in the Colorado Rockies and beyond.



P R E F A C E

The Great Recession of 2008–2009 lingered for far too long. But that devastating experience had at least one positive effect: it revitalized interest in economics. People wanted to know how a modern economy could stumble so badly—and why it took so long to recover. Public debates about economic theory became increasingly intense and partisan. Everything from Keynesian theory to environmental regulation became the subject of renewed scrutiny. These debates increased the demand for economic analysis and for principles instruction as well. Indeed, one could argue that the Great Recession proved that economics instruction is an inferior good: as the economy contracts, the demand for economics instruction increases.

While we might take offense at the thought of producing an inferior good, we should certainly rise to the occasion. This means bringing the real world into the classroom as never before: relating basic micro principles to the policy debates over taxes, regulation, energy, climate change, poverty, and trade; getting students to appreciate why and how economic issues are again the central focus of election campaigns.

The Micro Economy Today has always been a policy-driven introduction to economic principles. Indeed, that is one of its most distinctive features. This 14th edition continues that tradition with even more fervor. It challenges students to think more critically about the dominant policy issues of the day. Consider solar energy, for example. Students overwhelmingly embrace the potential of “clean” solar energy to replace “dirty” fossil fuels, thereby saving the environment, breaking the power of “Big Oil,” and achieving energy independence. But what about opportunity costs? Economists preach that there is neither a “free lunch” nor a “free” solar panel. The first chapter of this text tries to get students thinking more like economists—that is, about resource constraints and implied trade-offs. The same critical thinking is applied in Chapter 1 to the “guns versus butter” debate that soaring budget deficits have brought to the fore once again (that is, which to cut). Then there is the renewed debate over “taxes on the rich,” which relates both to equality (what is a “fair” distribution of the deficit-cutting burden) and to efficiency (production and investment disincentives).

A section titled “The Economy Tomorrow” at the end of every chapter focuses on these kinds of front-page policy issues. But the real-world emphasis of this text is not confined to that feature. Every chapter has an array of In the News and World View boxes that offer real-world illustrations of basic economic principles. And the body of the text itself is permeated with actual companies, products, people, and policy issues that students will recognize. Israel’s success with its “Iron Dome” antimissile defense in the latest Hamas–Israel flare-up is used as an example of what we economists call a “public good” (Chapter 4). The post-ISIS defense build-up here and in Europe highlights the age-old “guns vs. butter” dilemma (Chapter 1). In the international sequence, I talk about new tariffs on Chinese solar panels, the Greek and Portuguese bailouts, and the impact of Russian aggression on the value of the Ukrainian hryvnia. You get the picture; this *is* the premier policy-driven, real-world-focused introduction to economic principles.

DIFFERENTIATING FEATURES

The policy-driven focus of *The Micro Economy Today* clearly differentiates it from other principles texts. Other texts may claim real-world content, but none comes close to the empirical perspectives of this text. Beyond this unique approach, *The Micro Economy Today* offers a combination of features that no other text matches, including the following.

We all know there is no such thing as a pure market-driven economy and that markets operate on the fringe even in the most centralized economics. So “markets versus government”

**Markets versus
Government Theme**

is not an all-or-nothing proposition. It is still a central theme, however, in the real world. Should the government assume *more* responsibility for managing the economy—or will *less* intervention generate better micro outcomes? Public opinion is clear: as the accompanying News reveals, three out of four Americans have a negative view of federal intervention. The challenge for economics instructors is to enunciate principles that help define the boundaries of public and private sector activity. When do we expect **market failure** to occur? How and why do we anticipate that government intervention might result in **government failure**? Can we get students to think critically about these central issues? *The Micro Economy Today* certainly tries, aided by scores of real-world illustrations.

IN THE NEWS

Government Failure?

An August 2011 *Washington Post* poll asked a cross-section of Americans the following question:

Answers:



Source: Data from *The Washington Post*, © August 9, 2011.

ANALYSIS: “Government failure” occurs when government intervention fails to improve economic outcomes—that is, solve economic problems. Three out of four Americans expect such failures to occur.

market failure: An imperfection in the market mechanism that prevents optimal outcomes.

government failure: Government intervention that fails to improve economic outcomes.

The staples of introductory economics are fully covered in *The Micro Economy Today*. Beyond the core chapters, however, there is always room for additional coverage. In fact, authors reveal their uniqueness in their choice of such chapters. Those choices tend to be more abstract in competing texts, offering “extra” chapters on public choice, behavioral economics, economics of information, uncertainty, and asymmetric information. All of these are interesting and important, but they entail opportunity costs that are particularly high at the principles level. The menu in *The Micro Economy Today* is more tailored to the dimensions and issues of the world around us. Chapter 2, for example, depicts the dimensions of the U.S. economy in a comparative global framework. Where else are students going to learn that China is *not* the world’s largest economy, that U.S. workers are the most productive, or that income inequality is more severe in poor nations than rich ones?

The emphasis on contemporary policy issues is evident throughout micro. The parallel chapters on taxes (19) and transfers (20) underscore the central conflict between equity and efficiency concerns that impedes easy solutions to important policy questions. The analysis of President Obama’s 2010 tax return (p. 413) enlivens the discussion of tax “loopholes.”

The extensive coverage of market structure includes *two* chapters on competition. The first (8) presents the standard, static profit maximization model for the perfectly competitive firm. The second chapter (9) adds real-world excitement. Chapter 9 focuses on market dynamics, emphasizing how competitive *forces* alter both market structures and market outcomes. The core case study takes students from the original Apple I (see the photo on p. 194) all the way to the iPhone 6 and iWatch. Along the way, the effects of continuous entry, exit, and innovation are highlighted. Students come away with an enhanced

Unique Topic Coverage

appreciation of how competitive markets generate superior outcomes—one of the most important insights of the micro sequence.

Also noteworthy is the chapter (13) on natural monopoly. We know that natural monopoly presents unique challenges for antitrust and regulatory policy. This chapter first assesses the goal conflicts that complicate government intervention, and then reviews regulatory history and outcomes in the rail, telephone, airline, and cable industries.

Global Perspective

“Global perspective,” along with “real-world” content, is promised by just about every principles author. *The Micro Economy Today* actually delivers on that promise. This is manifestly evident in the titles of Chapter 2 (global comparisons) and Chapter 23 (global poverty). The global perspective is also easy to discern in the boxed World View features embedded in every chapter. More subtle, but at least as important, is the portrayal of an open economy from the get-go. While some texts start with a closed economy—or worse still, a closed, private economy—and then add international dimensions as an afterthought, *The Micro Economy Today* depicts an open economy from start to finish. These global linkages are a vital dimension of micro issues (e.g., effective competition, oil prices).

WHAT'S NEW AND UNIQUE IN THIS 14TH EDITION

Every edition of *The Micro Economy Today* introduces a wealth of new content and pedagogy. This is critical for a text that prides itself on currency of policy issues, institutions, and empirical perspectives. Every page, every example, and all the data have been reviewed for currency and updated where needed. Beyond this general upgrade, this 14th edition offers the following.

23 New In the News Boxes

Price determination is illustrated in Chapter 3 with NCAA ticket scalping, price cuts on Galaxy phones, and the surge in shrimp prices following the Gulf BP oil spill. The record-breaking Alibaba IPO highlights the role of financial markets in reallocating resources. Tesla's new “gigafactory” illustrates the advantages of economies of scale. Those “bikini barristers” in Everett, Washington, emphasize the importance of product differentiation in monopolistic competition. And the 2014 U.N. Climate Summit addresses the realities of global externalities.

10 New World View Boxes

Israel's deployment of its “Iron Dome” missile defense system offers a new illustration of public goods. The oil-market response to the downing of the Malaysian Airlines flight in the Ukraine puts a spotlight on the determinants of demand in Chapter 3. The pricing of the iPhone 6 and iWatch highlight the central role of price elasticities. And the latest OPEC deal illustrates the use of price-fixing to attain monopoly profits. All In the News and World View boxes are annotated and referred to explicitly in the body of the text.

129 New Problems

As in earlier editions, the 14th edition forges explicit links between the end-of-chapter problems and the content of the chapter. Problems require students to go back into the body of the text and use data from the In the News and World View boxes, as well as from standard tables and texts. This strategy greatly improves the odds of students actually reading the boxed material and comprehending the graphs and tables.

27 New Discussion Questions

The discussion questions also require students to make use of material within the In the News boxes and the body of the text. Virtually all of the new Discussion Questions build on such in-chapter content.

New Digital Coauthor and Enhanced Digital Content

We are pleased to welcome Karen Gebhardt (Colorado State University) to the author team. Karen has made important contributions to the 14th edition of *The Micro Economy Today* as a digital coauthor, including helping create quality digital materials to accompany the textbook and ensuring that the Test Bank and end-of-chapter questions are not only accurate but contain effective and probing questions for students.

CHAPTER-BY-CHAPTER CHANGES: PURPOSE, SCOPE, AND UPDATES

Every page of this text has been subjected to review, revision, and updating. The following list gives a thumbnail sketch of the purpose, scope, and revisions of each chapter.

Chapter 1: Economics: The Core Issues introduces the core issues of What, How, and For Whom and the debate over market reliance or government regulation to resolve them. New global rankings on the extent of market reliance are highlighted. The 2011–2013 defense cutbacks and the post-ISIS call for a defense build-up highlight the guns vs. butter dilemma (opportunity cost), as does North Korea’s continuing food shortages.

Chapter 2: The U.S. Economy: A Global View is intended to give students a sense of how the American economy stacks up to other nations in the world. The completely updated comparisons are organized around the core issues of What, How, and For Whom.

Chapter 3: Supply and Demand introduces the core elements of the market mechanism. Walmart’s 2014 price cuts on the Galaxy S4 illustrate the law of demand. Ticket scalping at the NCAA finals illustrates disequilibrium pricing. Supply/demand shifts are illustrated with shrimp prices in the wake of the BP Gulf oil spill and oil prices in the wake of the Malaysian Airlines downing.

Chapter 4: The Role of Government focuses on the justifications for government intervention (market failures) and the growth of the public sector. Data on tax rates, public opinion about the role of government, state/local bond referenda, and government growth have all been updated. Israel’s “Iron Dome” missile defense system is offered as a new example of a “public good.”

Chapter 5: Consumer Choice introduces the notion of consumer choice by first contrasting sociopsychiatric and economic explanations of consumer behavior. Utility theory, consumer surplus, price discrimination, and consumer choice are all discussed and illustrated. The update on LeBron James’s endorsements underscores the role of advertising on consumer behavior.

Chapter 6: Elasticity explores price, income, and cross-price elasticities with the iPhone 6 launch, 2015 tax hikes on cigarettes, and consumer responses to higher gasoline prices. Ten new problems provide practice in computing elasticities.

Chapter 7: The Costs of Production introduces the production function and emphasizes the relationship between productivity and cost measures. Tesla’s new “gigafactory” illustrates the nature and sources of economies of scale. There are also new statistics on global competitiveness.

Chapter 8: The Competitive Firm depicts the static equilibrium behavior of the perfectly competitive firm, using the catfish industry as the core example. Ford’s closure of its Australian factories helps illustrate the differences between shutdown and exit decisions.

Chapter 9: Competitive Markets is a unique assessment of the dynamics of competitive markets—the heart and soul of market economies. The core story focuses on the evolution of the computer market, emphasizing the importance of entry, innovation, and exit to competitive outcomes. New illustrations include the tablet market, India’s telecom market, and even long-run equilibrium in the catfish market.

Chapter 10: Monopoly not only examines the unique structural features of monopoly but also offers a step-by-step contrast between competitive and monopoly behavior and outcomes. The American and European antitrust complaints against Google and Microsoft illustrate the nature of entry barriers and monopoly exploitation in the tech world.

Chapter 11: Oligopoly emphasizes how common oligopoly is in familiar product markets and the unique profit opportunities and coordination problems that result. OPEC’s explicit price and output agreements illustrate outright price-fixing, while other industries use various entry barriers (e.g., input lockups, shelf-space rentals, distribution control, legal challenges) to thwart competition and increase profits. The 2014 merger of Reynolds and Lorillard illustrates key challenges.

Chapter 12: Monopolistic Competition stresses the differences in structure, behavior, and outcomes of this common industry category. The introduction of powermats at

Starbucks and “bikini barristers” in Everett, Washington, illustrate the need for continuous product differentiation. New estimates of the dollar value of specific brands underscores the importance of brand recognition and loyalty.

Chapter 13: Natural Monopolies: (De)Regulation? goes beyond the depiction of this unique industry structure to explore the regulatory dilemmas that result. Quite simply, how can regulators compel natural monopolies to deliver the advantages of economies of scale without stifling innovation and decreasing efficiency? And how much will regulation cost? These questions are illustrated in the trucking, airline, cable, and electricity industries. The recent American Airlines/U.S. Airways merger offers a new case study.

Chapter 14: Environmental Protection is one of the world’s great challenges, as the 2014 UN Climate Summit emphasized. This chapter explores the role of market incentives in environmental degradation and assesses the various policy options for inducing more eco-friendly behavior. The EPA’s “war on coal,” the battle over the Indian Point nuclear facility, and proposed “carbon taxes” offer timely illustrations of the theoretical and policy issues in the environmental debates.

Chapter 15: The Farm Problem just won’t go away. Low price and income elasticities combine with the vagaries of weather to keep food prices volatile. The Farm Act of 2014 created new price floors and subsidies to shelter farmers from market volatility.

Chapter 16: The Labor Market has been roiled in recent years by structural and cyclical forces. This chapter examines the underpinnings of labor demand and supply and then assesses the sources of wage inequalities. President Obama’s proposed \$10.10 minimum wage is analyzed, as are the sky-high salaries of corporate CEOs.

Chapter 17: Labor Unions have lost ground in the private sector but have gained significant power in the public sector (especially in colleges and secondary schools). The parameters of collective bargaining are spelled out and then illustrated with GM/UAW outcomes and the 2012–2013 National Hockey League lockout. The 2005–2009 Silicon Valley conspiracy to hold down tech wages offers a vivid example of oligopsony power at work.

Chapter 18: Financial Markets have been front-page news since the onset of the Great Recession. This chapter emphasizes the *economic* role that stock and bond markets play in reallocating resources to new products and processes. Examples range from the financing of Columbus’s New World expedition to Alibaba’s record-breaking IPO in September 2014. Ten new problems give students practice in computing key financial measures.

Chapter 19: Taxes: Equity vs. Efficiency continues to be a staple of political debate. Should the “rich” pay more taxes, as President Obama has urged? Or should tax rates be reduced to encourage more investment and innovation? The nature and terms of the equity/efficiency trade-off are examined, as is President Obama’s own tax return. New data on global tax rates and tax migrations are provided.

Chapter 20: Transfer Payments: Welfare and Social Security continues the discussion of equity/efficiency trade-offs, emphasizing the work disincentives inherent in all income transfer programs. New data on the redistributive impact of transfers underscores their importance for equity, and the 2014 formula for Social Security benefits highlights the efficiency concern.

Chapter 21: International Trade not only examines the theory of comparative advantage, but also investigates the opposition to free trade and the impact of trade barriers that result. The latest data on trade flows and trade balances (both aggregate and bilateral) are injected. The new U.S. tariff on Chinese solar panels helps illustrate the winners and losers from trade barriers.

Chapter 22: International Finance explains how international exchange rates are determined and why they fluctuate. The depreciation of the Ukrainian hryvnia in the wake of Russia’s invasion provides a new perspective on currency fluctuations. There is also a new World View depicting who gains and who loses from a strong (appreciating) dollar.

Chapter 23: Global Poverty is receding, but billions of people remain desperately poor around the world. This chapter describes the current dimensions of global poverty and the World Bank’s new (2014) antipoverty goal. Emphasis is on the importance of productivity advance and the policies that accelerate or restrain that advance. A new World View on Venezuela’s economic contraction provides a relevant illustration.

EFFECTIVE PEDAGOGY

Despite the abundance of real-world applications, this is at heart a *principles* text, not a compendium of issues. Good theory and interesting applications are not mutually exclusive. This is a text that wants to *teach economics*, not just increase awareness of policy issues. To that end, *The Micro Economy Today* provides a logically organized and uncluttered theoretical structure for micro and international theory. What distinguishes this text from others on the market is that it conveys theory in a lively, student-friendly manner.

Student comprehension of core theory is facilitated with careful, consistent, and effective pedagogy. This distinctive pedagogy includes the following features:

Chapter Learning Objectives. Each chapter contains a set of chapter-level learning objectives. Students and professors can be confident that the organization of each chapter surrounds common themes outlined by three to five learning objectives listed on the first page of each chapter. End-of-chapter material, including the chapter summary, discussion questions, and student problem sets, is tagged to these learning objectives, as is the supplementary material, which includes the Test Bank and Instructor’s Resource Manual.

Self-Explanatory Graphs and Tables. Graphs are *completely* labeled, colorful, and positioned on background grids. Because students often enter the principles course as graph-phobics, graphs are frequently accompanied by synchronized tabular data. Every table is also annotated. This shouldn’t be a product-differentiating feature, but sadly, it is. Putting a table in a textbook without an annotation is akin to writing a cluster of numbers on the board, then leaving the classroom without any explanation.

Clean, Clear Theory

Concept Reinforcement

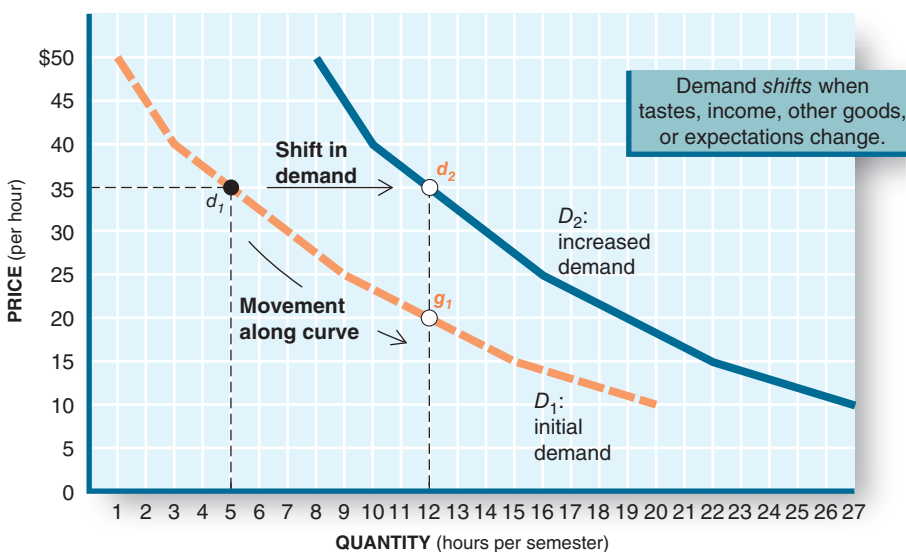


FIGURE 3.3
Shifts vs. Movements

A demand curve shows how a consumer responds to price changes. If the determinants of demand stay constant, the response is a *movement* along the curve to a new quantity demanded. In this case, the quantity demanded increases from 5 (point d_1), to 12 (point g_1), when price falls from \$35 to \$20 per hour.

If the determinants of demand *change*, the entire demand curve *shifts*. In this case, a rise in income increases demand. With more income, Tom is willing to buy 12 hours at the initial price of \$35 (point d_2), not just the 5 hours he demanded before the lottery win.

	Quantity Demanded (Hours per Semester)		
	Price (per Hour)	Initial Demand	After Increase in Income
A	\$50	1	8
B	45	2	9
C	40	3	10
D	35	5	12
E	30	7	14
F	25	9	16
G	20	12	19
H	15	15	22
I	10	20	27

Reinforced Key Concepts. Key terms are defined in the margin when they first appear and, unlike in other texts, redefined in the margin as necessary in subsequent chapters. Website references are directly tied to the book’s content, not hung on like ornaments. End-of-chapter discussion questions use tables, graphs, and boxed news stories from the text, reinforcing key concepts, and are linked to the chapter’s learning objectives.

Boxed and Annotated Applications. In addition to the real-world applications that run through the body of the text, *The Micro Economy Today* intersperses boxed domestic (In the News) and global (World View) case studies intertextually for further understanding and reference. Although nearly every text on the market now offers boxed applications, *The Micro Economy Today*’s presentation is distinctive. First, the sheer number of In the News (68) and World View (47) boxes is unique. Second, and more important, *every* boxed application is referenced in the body of the text. Third, *every* News and World View comes with a brief, self-contained explanation, as the accompanying example illustrates. Fourth, the News and World View boxes are the explicit subject of the end-of-chapter discussion questions and student problem set exercises. In combination, these distinctive features assure that students will actually *read* the boxed applications and discern their economic content. The Test Bank provides subsets of questions tied to the News and World View boxes so that instructors can confirm student use of this feature.

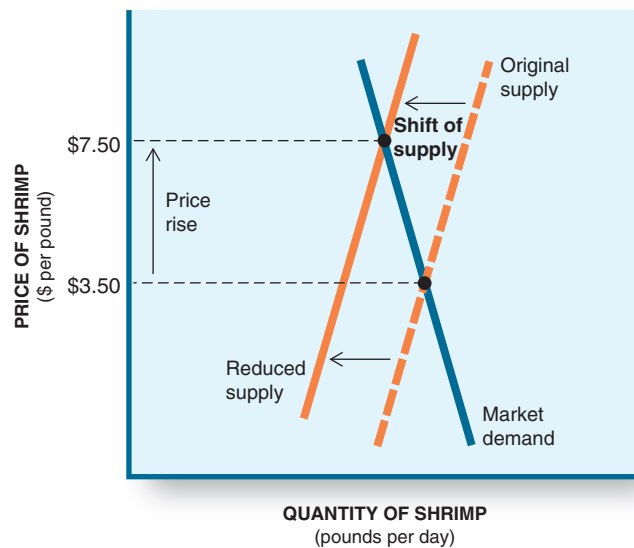
IN THE NEWS

Seafood Prices Rise after BP Oil Spill

Oily shrimp? No thank you! The National Oceanic and Atmospheric Administration (NOAA) has closed a third of the Gulf of Mexico in response to the BP oil spill. The explosion of BP’s Deepwater Horizon oil rig has spilled nearly 5 million barrels of oil into the Gulf. Whatever their taste, oily fish and shrimp may be a health hazard.

Closure of the Gulf has caused seafood prices to soar. The price of top-quality white shrimp has jumped from \$3.50 a pound to \$7.50 a pound. Restaurants are jacking up their prices or taking shrimp off the menu.

Source: News reports, June 2010.



ANALYSIS: When factor costs or availability worsens, the supply curve *shifts* to the left. Such leftward supply-curve shifts push prices up the market demand curve.

Photos and Cartoons. The text presentation is also enlivened with occasional photos and cartoons that reflect basic concepts. The photos on page 40 are much more vivid testimony to the extremes of inequality than the data in Figure 2.3 (p. 39). The contrasting photos of the original Apple I (p. 194), the iPhone 6, and the iWatch (p. 203) underscore how the “animal spirits” of competitive markets spur innovation. Every photo and cartoon is



Analysis: An abundance of capital equipment and advanced technology make American farmers and workers far more productive than workers in poor nations.

annotated and referenced in the body of the text. These visual features are an integral part of the presentation, not diversions.

The one adjective invariably used to describe *The Micro Economy Today* is “readable.” Professors often express a bit of shock when they realize that students actually enjoy reading the book. (Well, not as much as a Stephen King novel, but a whole lot better than most textbooks they’ve had to plow through.) The writing style is lively and issue-focused. Unlike any other textbook on the market, every boxed feature, every graph, every table, and every cartoon is explained and analyzed. Every feature is also referenced in the text, so students actually learn the material rather than skipping over it. Because readability is ultimately in the eye of the beholder, you might ask a couple of students to read and compare a parallel chapter in *The Micro Economy Today* and in another text. This is a test *The Micro Economy Today* usually wins.

I firmly believe that students must *work* with key concepts in order to really learn them. Weekly homework assignments are *de rigueur* in my own classes. To facilitate homework assignments, I have prepared the student problem set, which includes built-in numerical and graphing problems that build on the tables, graphs, and boxed material that align with each chapter’s learning objectives. Grids for drawing graphs are also provided. Students cannot complete all the problems without referring to material in the chapter. This increases the odds of students actually *reading* the chapter, the tables, and the boxed applications.

The student problem set at the end of each chapter is reproduced in the online student tutorial software (*Connect® Economics*, discussed in the following pages). This really helps students transition between the written material and online supplements. It also means that the online assignments are totally book-specific.

NEW AND IMPROVED SUPPLEMENTS

The following ancillaries are available for quick download and convenient access via the Instructor Resource material available through McGraw-Hill *Connect®*.

Test Bank. The Test Bank has been rigorously revised for this 14th edition of *The Micro Economy Today*. Digital co-author Karen Gebhardt enlisted the help of her grad students to carefully assess every problem in the Test Bank, assigning each problem a letter grade and identifying errors and opportunities for improvement. This in-depth and critical assessment and revision has ensured a high level of quality and consistency of the test questions and the greatest possible correlation with the content of the text. All questions are coded according

Readability

Student Problem Set

Instructor Aids

to chapter learning objectives, AACSB Assurance of Learning, and Bloom's Taxonomy guidelines. The computerized Test Bank is available in EZ Test, a flexible and easy-to-use electronic testing program that accommodates a wide range of question types, including user-created questions. Tests created in EZ Test can be exported for use with course management systems such as WebCT, BlackBoard, or PageOut. The program is available for Windows, Macintosh, and Linux environments. Additionally, you can access the test bank through McGraw-Hill *Connect*.

PowerPoint Presentations. Mike Cohick of Collin College, with the help of Karen Gebhardt, revised presentation slides for the 14th edition. Developed using Microsoft PowerPoint software, these slides are a step-by-step review of the key points in each of the book's 23 chapters. They are equally useful to the student in the classroom as lecture aids or for personal review at home or the computer lab. The slides use animation to show students how graphs build and shift.

Digital Image Library. All of the text's tables and graphs have been reproduced as full-color images on the website for instructor access.

Solutions Manual. Prepared by Karen Gebhardt, this manual provides detailed answers to the end-of-chapter questions.

News Flashes. As up-to-date as *The Micro Economy Today* is, it can't foretell the future. As the future becomes the present, however, I write two-page News Flashes describing major economic events and relating them to specific text references. These News Flashes provide good lecture material and can be copied for student use. Adopters of *The Micro Economy Today* have the option of receiving News Flashes via fax or mail. They are also available via the Instructor Resource Material in *Connect*. Four to six News Flashes are sent to adopters each year. (Contact your local McGraw-Hill Education sales representative to get on the mailing list.)

Student Aids

Built-in Student Problem Set. The built-in student problem set is found at the end of every chapter of *The Micro Economy Today*. Each chapter has 8 to 10 numerical and graphing problems tied to the content of the text. Graphing grids are provided. The answer blanks are formatted to facilitate grading.

Web Click Boxes

A mini website directory is provided in each chapter's marginal Web Click boxes, created and updated by Mark Wilson of West Virginia University Institute of Technology. These URLs aren't random picks; they were selected because they let students extend and update adjacent in-text discussions.

Study Econ Mobile App



McGraw-Hill is proud to offer a new mobile study app for students learning economics from Schiller's *The Micro Economy Today*, 14th edition. The features of the Study Econ app include flashcards for all key terms, a basic math review, customizable self-quizzes, common mistakes, and games. For additional information, please refer to the back inside cover of this book. Visit your mobile app store and download a trial version of the Schiller Study Econ app today!

DIGITAL SOLUTIONS

Less Managing. More Teaching. Greater Learning.



McGraw-Hill's *Connect*[®] *Economics* is an online assessment solution that connects students with the tools and resources they'll need to achieve success.

Connect Economics offers a number of powerful tools and features to make managing assignments easier, so faculty can spend more time teaching. With *Connect Economics*, students can engage with their coursework anytime and anywhere, making the learning process more accessible and efficient. *Connect Economics* offers the features as described here.

Simple Assignment Management. With *Connect Economics*, creating assignments is easier than ever, so you can spend more time teaching and less time managing. The assignment management function enables you to

- Create and deliver assignments easily with selectable end-of-chapter questions and test bank items.
- Streamline lesson planning, student progress reporting, and assignment grading to make classroom management more efficient than ever.
- Go paperless with the eBook and online submission and grading of student assignments.

Smart Grading. *Connect Economics* helps students learn more efficiently by providing feedback and practice material when they need it, where they need it. The grading function enables you to

- Have assignments scored automatically, giving students immediate feedback on their work and side-by-side comparisons with correct answers.
- Access and review each response; manually change grades or leave comments for students to review.
- Reinforce classroom concepts with practice tests and instant quizzes.

Instructor Library. The *Connect Economics* Instructor Library is your repository for additional resources to improve student engagement in and out of class. You can select and use any asset that enhances your lecture. The *Connect Economics* Instructor Library includes all of the instructor supplements for this text.

Student Resources. Any supplemental resources that align with the text for student use will be available through *Connect*.

Student Progress Tracking. *Connect Economics* keeps instructors informed about how each student, section, and class is performing, allowing for more productive use of lecture and office hours. The progress-tracking function enables you to

- View scored work immediately and track individual or group performance with assignment and grade reports.
- Access an instant view of student or class performance relative to learning objectives.
- Collect data and generate reports required by many accreditation organizations, such as AACSB and AICPA.

Connect Insight. The first and only analytics tool of its kind, Connect Insight[™] is a series of visual data displays that are each framed by an intuitive question and provide at-a-glance information that allows instructors to leverage aggregated information about their courses and students to provide a more personalized teaching and learning experience.

Lecture Capture. Increase the attention paid to lecture discussion by decreasing the attention paid to note taking. Lecture Capture offers new ways for students to focus on the

**McGraw-Hill Connect[®]
Economics**


**McGraw-Hill's Connect[®]
Economics Features**

in-class discussion, knowing they can revisit important topics later. Lecture Capture enables you to:

- Record and distribute your lecture with a click of a button.
- Record and index PowerPoint presentations and anything shown on your computer so they are searchable, frame by frame.
- Offer access to lectures anytime and anywhere by computer, iPod, or mobile device.
- Increase intent listening and class participation by easing students' concerns about note taking. Lecture Capture will make it more likely you will see students' faces, not the tops of their heads.


For more information about *Connect*, go to connect.mheducation.com, or contact your local McGraw-Hill sales representative.

Diagnostic and Adaptive Learning of Concepts: LearnSmart

 **LEARNSMART**® Students want to make the best use of their study time. The LearnSmart adaptive self-study technology within *Connect Economics* provides students with a seamless combination of practice, assessment, and remediation for every concept in the textbook. LearnSmart's intelligent software adapts to every student response and automatically delivers concepts that advance students' understanding while reducing time devoted to the concepts already mastered. The result for every student is the fastest path to mastery of the chapter concepts. LearnSmart

- Applies an intelligent concept engine to identify the relationships between concepts and to serve new concepts to each student only when he or she is ready.
- Adapts automatically to each student, so students spend less time on the topics they understand and practice more those they have yet to master.
- Provides continual reinforcement and remediation, but gives only as much guidance as students need.
- Integrates diagnostics as part of the learning experience.
- Enables you to assess which concepts students have efficiently learned on their own, thus freeing class time for more applications and discussion.


Smartbook

 **SMARTBOOK**® Smartbook is an extension of LearnSmart—an adaptive eBook that helps students focus their study time more effectively. As students read, Smartbook assesses comprehension and dynamically highlights where they need to study more.


We understand that getting the most from your new technology can be challenging. That's why our services don't stop after you purchase our products. You can e-mail our Product Specialists 24 hours a day to get product-training online. Or you can search our knowledge bank of Frequently Asked Questions on our support website. For Customer Support, call **800-331-5094**, or visit www.mhhe.com/support.

McGraw-Hill's Customer Experience Group

Tegrity Campus: Lectures 24/7

 **Tegrity** Tegrity Campus is a fully automated lecture capture solution used in traditional, hybrid, “flipped classes,” and online courses to record lessons, lectures, and skills. Its personalized learning features make study time incredibly efficient and its ability to affordably scale brings this benefit to every student on campus. Patented search technology and real-time LMS integrations make Tegrity the market-leading solution and service.

Create

 **create**™ McGraw-Hill Create™ is a self-service website that allows you to create customized course materials using McGraw-Hill's comprehensive, cross-disciplinary content and digital products. You can even access third-party content such as readings, articles, cases, videos, and more. Arrange the content you've selected to match the scope and sequence of your course. Personalize your book with a cover design and choose the best format for your students—eBook, color print, or black-and-white print. And, when you are done, you'll receive a PDF review copy in just minutes!



Go paperless with eTextbooks from CourseSmart and move light years beyond traditional print textbooks. Read online or offline anytime, anywhere. Access your eTextbook on multiple devices with or without an Internet connection. CourseSmart eBooks include convenient, built-in tools that let you search topics quickly, add notes and highlights, copy/paste passages, and print any page.

Many educational institutions today are focused on the notion of *assurance of learning*, an important element of some accreditation standards. *The Micro Economy Today* is designed specifically to support your assurance-of-learning initiatives with a simple yet powerful solution.

Each test bank question for *The Micro Economy Today* maps to a specific chapter learning outcome/objective listed in the text. You can use our test bank software, EZ Test and EZ Test Online, or *Connect® Economics* to easily query for learning outcomes/objectives that directly relate to the learning objectives for your course. You can then use the reporting features of EZ Test to aggregate student results in similar fashion, making the collection and presentation of assurance-of-learning data simple and easy.

McGraw-Hill Education is a proud corporate member of AACSB International. Understanding the importance and value of AACSB accreditation, *The Micro Economy Today*, 14th edition, recognizes the curricula guidelines detailed in the AACSB standards for business accreditation by connecting selected questions in the text and the test bank to the six general knowledge and skill guidelines in the AACSB standards.

The statements contained in *The Micro Economy Today*, 14th edition, are provided only as a guide for the users of this textbook. The AACSB leaves content coverage and assessment within the purview of individual schools, the mission of the school, and the faculty. While *The Micro Economy Today*, 14th edition, and the teaching package make no claim of any specific AACSB qualification or evaluation, we have labeled within *The Micro Economy Today*, 14th edition, selected questions according to the six general knowledge and skills areas.

ACKNOWLEDGMENTS

This 14th edition is unquestionably the finest edition of *The Micro Economy Today*, and I am deeply grateful to all those people who helped develop it. Sarah Otterness was my faithful, fastidious, and cheerful product developer, who checked every word and feature in the text, prompting scores of corrections. Kathryn Wright, the project manager, did an exceptional job in assuring that every page of the text was visually pleasing, properly formatted, error-free, and timely produced. Scott Smith and Katie Hoenicke served as brand managers, offering sage advice and savvy leadership. The design team, led by Debra Kubiak, created a vibrant palette of colors and features that enhanced *The Micro Economy Today*'s readability. My thanks to all of them and their supporting staff.

I also want to express my heartfelt thanks to the professors who have shared their reactions (both good and bad) with me. Direct feedback from users and reviewers has always been a great source of continuing improvements in *The Micro Economy Today*:

Cynthia E. Abadie
Southwest Tennessee Community
College

Mark Abajian
San Diego Mesa College

Steve Abid
Grand Rapids Community College

Ercument G. Aksoy
Los Angeles Valley College

Mauro Cristian Amor
Northwood University

Catalina Amuedo-Dorantes
San Diego State University

Gerald Baumgardner
Penn College

Mack A. Bean
Franklin Pierce University

CourseSmart

Assurance-of-Learning Ready

AACSB Statement

Reviewers

- Adolfo Benavides**
Texas A&M University–Corpus Christi
- Anoop Bhargava**
Finger Lakes Community College
- Joerg Bibow**
Skidmore College
- Eugenie Bietry**
Pace University
- John Bockino**
Suffolk County Community College
- Peter Boelman**
Norco College
- Walter Francis Boyle**
Fayetteville Technical Community College
- Amber Brown**
Grand Valley State University
- Don Bumpass**
Sam Houston State University
- Suparna Chakraborty**
Baruch College, CUNY
- Stephen J. Conroy**
University of San Diego
- Sherry L. Creswell**
Kent State University
- Manabendra Dasgupta**
University of Alabama–Birmingham
- Antony Davies**
Duquesne University
- Diane de Freitas**
Fresno City College
- Diana Denison**
Red Rocks Community College
- Alexander Deshkovski**
North Carolina Central University
- John A. Doces**
Bucknell University
- Ishita Edwards**
Oxnard College
- Eric R. Eide**
Brigham Young University
- Yalcin Ertekin**
Trine University
- Kelley L. Fallon**
Owensboro Community & Technical College
- Frank Garland**
Tri-County Technical College
- Leroy Gill**
The Ohio State University
- Paul Graf**
Indiana University
- Barnali Gupta**
Miami University
- Sheila Amin Gutierrez de Pineres**
University of Texas–Dallas
- Jonatan Jelen**
City College of New York
- Hyojin Jeong**
Lakeland Community College
- Barbara Heroy John**
University of Dayton
- Tim Kochanski**
Portland State University
- David E. Laurel**
South Texas College
- Raymond Lawless**
Quinsigamond Community College
- Richard B. Le**
Cosumnes River College
- Jim Lee**
Texas A&M University–Corpus Christi
- Sang H. Lee**
Southeastern Louisiana University
- Minghua Li**
Franklin Pierce University
- Yan Li**
University of Wisconsin–Eau Claire
- Paul Lockard**
Black Hawk College
- Rotua Lumbantobing**
North Carolina State University
- Paula Manns**
Atlantic Cape Community College
- Jeanette Milius**
Iowa Western Community College
- Norman C. Miller**
Miami University
- Stanley Robert Mitchell**
McLennan Community College
- Stephen K. Nodine**
Tri-County Technical College
- Phacharaphot Nuntramas**
San Diego State University
- Seth Ari Roberts**
Frederick Community College

Michael J. Ryan

Western Michigan University

Craig F. SanticolaWestmoreland County Community
College**Rolando A. Santos**

Lakeland Community College

Theodore P. Scheinman

Mt. Hood Community College

Marilyn K. Spencer

Texas A&M University–Corpus Christi

Irina Nikolayevna Strelnikova

Red Rocks Community College

Michael Swope

Wayne County Community College

Gary Lee Taylor

South Dakota State University

Deborah L. Thorsen

Palm Beach State College

Ngoc-Bich Tran

San Jacinto College

Markland Tuttle

Sam Houston State University

Kenneth Lewis Weimer

Kellogg Community College

Selin Yalcindag

Mercyhurst College

Erik Zemljic

Kent State University

Finally, I'd like to thank all the professors and students who are going to use *The Micro Economy Today* as an introduction to economics principles. I welcome any responses (even the bad ones) you'd like to pass on for future editions.

—Bradley R. Schiller

CONTENTS IN BRIEF

PREFACE VIII

PART 1: THE ECONOMIC CHALLENGE

CHAPTER 1: ECONOMICS: THE CORE ISSUES 2

Appendix: Using Graphs 22

CHAPTER 2: THE U.S. ECONOMY: A GLOBAL VIEW 30

CHAPTER 3: SUPPLY AND DEMAND 45

CHAPTER 4: THE ROLE OF GOVERNMENT 70

PART 2: PRODUCT MARKETS: THE BASICS

CHAPTER 5: CONSUMER CHOICE 92

Appendix: Indifference Curves 107

CHAPTER 6: ELASTICITY 116

CHAPTER 7: THE COSTS OF PRODUCTION 136

PART 3: MARKET STRUCTURE

CHAPTER 8: THE COMPETITIVE FIRM 162

CHAPTER 9: COMPETITIVE MARKETS 188

CHAPTER 10: MONOPOLY 211

CHAPTER 11: OLIGOPOLY 237

CHAPTER 12: MONOPOLISTIC COMPETITION 264

PART 4: REGULATORY ISSUES

CHAPTER 13: NATURAL MONOPOLIES: (DE)REGULATION? 280

CHAPTER 14: ENVIRONMENTAL PROTECTION 300

CHAPTER 15: THE FARM PROBLEM 322

PART 5: FACTOR MARKETS: BASIC THEORY

CHAPTER 16: THE LABOR MARKET 340

CHAPTER 17: LABOR UNIONS 364

CHAPTER 18: FINANCIAL MARKETS 385

PART 6: DISTRIBUTIONAL ISSUES

CHAPTER 19: **TAXES: EQUITY VERSUS EFFICIENCY** 406

CHAPTER 20: **TRANSFER PAYMENTS: WELFARE AND SOCIAL SECURITY** 425

PART 7: INTERNATIONAL ECONOMICS

CHAPTER 21: **INTERNATIONAL TRADE** 442

CHAPTER 22: **INTERNATIONAL FINANCE** 468

CHAPTER 23: **GLOBAL POVERTY** 488

Credits C-1

Glossary G-1

Index I-1

Reference Tables T-1

CONTENTS

PREFACE VIII

PART 1: THE ECONOMIC CHALLENGE

CHAPTER 1: ECONOMICS: THE CORE ISSUES 2

- The Economy Is Us 3
- Scarcity: The Core Problem 4
- Opportunity Costs 6
- Production Possibilities 7
- Three Basic Decisions 12
- The Mechanisms of Choice 13
- What Economics Is All About 18
- Summary 21
- Appendix: Using Graphs 22

THE ECONOMY TOMORROW:

- Harnessing the Sun 20

IN THE NEWS

- Jobless Workers Outnumber Manufacturing Workers 11

WORLD VIEW

- Chronic Food Shortage Shows Despite Efforts
by North Korea to Hide It 10
- Rocket Launch Cost Enough to End Famine
in North Korea for a Year 10
- Market Reliance vs. Government Reliance? 15
- Index of Economic Freedom 16

CHAPTER 2: THE U.S. ECONOMY: A GLOBAL VIEW 30

- What America Produces 31
- How America Produces 35
- For Whom America Produces 38
- Summary 41

THE ECONOMY TOMORROW:

- Ending Global Poverty 41

WORLD VIEW

- Comparative Output (GDP) 31
- GDP per Capita around the World 32
- The Education Gap between Rich and
Poor Nations 35
- Income Share of the Rich 40

CHAPTER 3: SUPPLY AND DEMAND 45

- Market Participants 46
- The Circular Flow 47

- Demand 48
- Supply 54
- Equilibrium 59
- Market Outcomes 63
- Summary 66

THE ECONOMY TOMORROW:

- Deadly Shortages: The Organ Transplant
Market 64

IN THE NEWS

- Walmart Slashes Galaxy S4 Prices 51
- Seafood Prices Rise after BP Oil Spill 58
- The Real March Madness: Ticket Prices 61

WORLD VIEW

- Downed Malaysian Jet Causes Oil Spike 63

CHAPTER 4: THE ROLE OF GOVERNMENT 70

- Market Failure 71
- Growth of Government 78
- Taxation 80
- Government Failure 83
- Summary 86

THE ECONOMY TOMORROW:

- “Right”-Sizing Government? 84

IN THE NEWS

- Firefighters Watch as Home Burns to
the Ground 73
- Perpetuating Poverty: Lotteries Prey
on the Poor 82
- Persistent Doubts about Government
Waste 84

WORLD VIEW

- Israel’s “Iron Dome” Frustrates Hamas 71
- Secondhand Smoke Kills 600,000 People
a Year 75

PART 2: PRODUCT MARKETS: THE BASICS

CHAPTER 5: CONSUMER CHOICE 92

- Determinants of Demand 93
- The Demand Curve 95
- Market Demand 99
- Consumer Surplus 99

Price Discrimination 101
 Choosing among Products 101

Summary 106

Appendix: Indifference Curves 107

THE ECONOMY TOMORROW:

Caveat Emptor 105

IN THE NEWS

Men vs. Women: How They Spend 93

CHAPTER 6: ELASTICITY 116

Price Elasticity 117

Price Elasticity and Total Revenue 123

Cross-Price Elasticity 126

Income Elasticity 128

Elasticity of Supply 130

Summary 131

THE ECONOMY TOMORROW:

Achieving Energy Independence 131

IN THE NEWS

Federal Cigarette Tax Going Up Again 121

After iPhone Price Cut, Sales Are Up
 by 200 Percent 121

Americans Apply Brakes as Gas Price Soars 122

Professor Becker Corrects President's Math 123

Samsung Stung by Apple Moves 127

SUV Sales Drop with Gasoline Price Rise 128

WORLD VIEW

High Gold Price Swells Ranks of Illegal
 Miners 130

CHAPTER 7: THE COSTS OF PRODUCTION 136

The Production Function 137

Marginal Productivity 140

Resource Costs 141

Dollar Costs 143

Economic vs. Accounting Costs 151

Long-Run Costs 152

Economies of Scale 154

Summary 157

THE ECONOMY TOMORROW:

Global Competitiveness 155

IN THE NEWS

Tesla Banks on Gigafactory 154

WORLD VIEW

United States Gains Cost Advantage 157

PART 3: MARKET STRUCTURE

CHAPTER 8: THE COMPETITIVE FIRM 162

The Profit Motive 163

Economic vs. Accounting Profits 164

Market Structure 167

The Nature of Perfect Competition 168

The Production Decision 170

Profit-Maximizing Rule 172

The Shutdown Decision 178

The Investment Decision 179

Determinants of Supply 180

Summary 184

THE ECONOMY TOMORROW:

Internet-Based Price Competition 184

IN THE NEWS

Are Profits Bad? 163

The Value of Hiro's Strawberry Farm 165

Too Many Sellers: The Woes on T-Shirt Shops 167

Southern Farmers Hooked on New Cash Crop 175

WORLD VIEW

GM Closing 15 Plants for 9 Weeks 180

Ford to Shutter Australian Plants 180

CHAPTER 9: COMPETITIVE MARKETS 188

The Market Supply Curve 189

Competition at Work: Microcomputers 192

The Competitive Process 203

Summary 207

THE ECONOMY TOMORROW:

\$99 iPads? 205

IN THE NEWS

U.S. Catfish Industry Bleeding Finally Stops 191

Chasing the iPad 207

WORLD VIEW

Economy Threatens Catfish Industry 189

Flat Panels, Thin Margins 193

Competition Shrinks India's Phone Bills 204

CHAPTER 10: MONOPOLY 211

Market Power 212

Market Power at Work: The Computer Market
 Revisited 215

A Comparative Perspective of Market Power 221

Pros and Cons of Market Power 226

Summary 233

THE ECONOMY TOMORROW:

Microsoft and Google: Bullies or Geniuses? 230

IN THE NEWS

Live Nation and Ticketmaster Announce
Merger Agreement 221
U.S. Sues over Drug's Price Hike 223
Ticketmaster Rolls Out "Dynamic" Pricing 224
Intel's Concessions Settle Antitrust Suit 226
Jury Awards \$26 Million for Suppressed
Technology 227
US FTC Enables Boeing–Lockheed 'Monopoly' 228
A Sirius Mistake? FCC Approves XM–Sirius Merger 229
Judge Rules Microsoft Violated Antitrust Laws 231
Feds Probe Google Dominance 233

WORLD VIEW

Russia's Sable Monopoly Persists 216

CHAPTER 11: OLIGOPOLY 237

Market Structure 238
Oligopoly Behavior 241
The Kinked Demand Curve 245
Game Theory 247
Oligopoly vs. Competition 249
Coordination Problems 251
Barriers to Entry 253
Summary 259

THE ECONOMY TOMORROW:

Antitrust Enforcement 256

IN THE NEWS

Pop Culture: RC Goes for the Youth Market 244
Major Airlines Match Southwest's Fare Cuts 246
Major U.S. Airlines Roll Back Latest Fare Hike 246
Coke and Pepsi May Call Off Pricing Battle 249
Eliminating the Competition with Low Prices 253
Frito-Lay Eats Up Snack-Food Business 254
Joe Camel Acquires Newport 255

WORLD VIEW

Putting Size in Global Perspective 241
OPEC Agrees to Maintain Its Oil Output Ceiling at
30 Million Barrels per Day 250

CHAPTER 12: MONOPOLISTIC COMPETITION 264

Structure 265
Behavior 267
Summary 275

THE ECONOMY TOMORROW:

No Cease-Fire in Advertising Wars 273

IN THE NEWS

What's Behind Starbucks' Price Hike? 266
Selling "Pure Water": A \$Billion Scam? 268
Fast-Food Rivals Suit Up for Breakfast War 269
Premium Coffee Shops May Be Nearing
Saturation Point 272
The Cola Wars: It's Not All Taste 273

WORLD VIEW

The Best Global Brands 275

PART 4: REGULATORY ISSUES**CHAPTER 13: NATURAL MONOPOLIES:
(DE)REGULATION? 280**

Antitrust vs. Regulation 281
Natural Monopoly 281
Regulatory Options 283
The Costs of Regulation 286
Deregulation in Practice 289
Summary 296

THE ECONOMY TOMORROW:

Deregulate Everything? 295

IN THE NEWS

Sleep Rules Raise Trucking Costs 288
The JetBlue Effect 292
Financial Woes Heating Up 295

**CHAPTER 14: ENVIRONMENTAL
PROTECTION 300**

The Environmental Threat 301
Pollution Damages 303
Market Incentives 304
Market Failure: External Costs 306
Regulatory Options 309
Balancing Benefits and Costs 313
Summary 318

THE ECONOMY TOMORROW:

Capping CO₂ Emissions 317

IN THE NEWS

Kaua'i Beach among Most Polluted 302
Air Pollution Kills 304
Cut the Power to Save the Fish? 306
White House Report Says Benefits of EPA Rules Far
Outweigh Costs 314
Recycling Wastes Money 315
New Rules Would Cut Thousands of Coal Jobs 316
A "War on Coal"? 318

WORLD VIEW

- Polluted Cities 301
 Paying to Pollute 312

CHAPTER 15: THE FARM PROBLEM 322

- Destabilizing Forces 323
 The First Farm Depression, 1920–1940 326
 U.S. Farm Policy 327
 The Second Farm Depression, 1980–1986 332
Summary 335

THE ECONOMY TOMORROW:

- Farmers on the Dole 333

IN THE NEWS

- Corn Acres Expected to Soar in 2007; USDA Says
 Ethanol, Export Demand Lead to Largest Planted Area
 in 63 Years 326
 Farm Subsidies Ripe for Reform 335

WORLD VIEW

- EU Farm Subsidies 330

**PART 5: FACTOR MARKETS:
BASIC THEORY****CHAPTER 16: THE LABOR MARKET 340**

- Labor Supply 341
 Market Supply 344
 Labor Demand 345
 A Firm's Hiring Decision 350
 Market Equilibrium 353
 Choosing among Inputs 355
Summary 359

THE ECONOMY TOMORROW:

- Capping CEO Pay 358

IN THE NEWS

- More Than 1,000 Line Up at A.C. Job Fair 341
 Challenging Work and Corporate Responsibility Will Lure
 MBA Grads 342
 Marlins Sign Stanton to Record \$325 Million
 Contract 351
 Obama Calls for \$10.10 Minimum Wage 355

WORLD VIEW

- Your Money or Your Life 344

CHAPTER 17: LABOR UNIONS 364

- The Labor Market 365
 Labor Unions 366
 The Potential Use of Power 367

- The Extent of Union Power 370
 Employer Power 372
 Collective Bargaining 376
 The Impact of Unions 379
Summary 381

THE ECONOMY TOMORROW:

- Merging to Survive 381

IN THE NEWS

- The GM–UAW Deal 367
 A Win for the Graduate(s) 373
 Judge Rejects Deal to Settle Silicon Valley Hiring
 Collusion Case 374
 Caterpillar vs. the UAW 377

WORLD VIEW

- Union Membership 371
 Walmart Shuttters Quebec Store as Union Closes In 378

CHAPTER 18: FINANCIAL MARKETS 385

- The Role of Financial Markets 386
 The Present Value of Future Profits 387
 The Stock Market 391
 The Bond Market 397
Summary 401

THE ECONOMY TOMORROW:

- Venture Capitalists—Financing Tomorrow's
 Products 400

IN THE NEWS

- Alibaba IPO Sets Record 393
 Where Do Start-Ups Get Their Money? 401

PART 6: DISTRIBUTIONAL ISSUES**CHAPTER 19: TAXES: EQUITY VERSUS
EFFICIENCY 406**

- What Is *Income*? 407
 The Size Distribution of Income 407
 The Federal Income Tax 409
 Payroll, State, and Local Taxes 415
 Taxes and Inequality 417
 What Is *Fair*? 418
Summary 421

THE ECONOMY TOMORROW:

- A Flat Tax? 420

IN THE NEWS

- The Obamas' Taxes 413

WORLD VIEW

U2 Avoids Taxes, Raising Ire in Ireland 411
 Top Tax Rates 419

CHAPTER 20: TRANSFER PAYMENTS: WELFARE AND SOCIAL SECURITY 425

Major Transfer Programs 426
 Welfare Programs 428
 Social Security 433
 Summary 438

THE ECONOMY TOMORROW:

Privatize Social Security? 436

PART 7: INTERNATIONAL ECONOMICS**CHAPTER 21: INTERNATIONAL TRADE 442**

U.S. Trade Patterns 443
 Motivation to Trade 446
 Pursuit of Comparative Advantage 450
 Terms of Trade 451
 Protectionist Pressures 453
 Barriers to Trade 456
 Summary 464

THE ECONOMY TOMORROW:

Policing World Trade 463

IN THE NEWS

California Grape Growers Protest Mixing Foreign Wine 454
 End the Import Quotas on Sugar 461
 NAFTA Reallocates Labor: Comparative Advantage at Work 464

WORLD VIEW

Export Ratios 453
 U.S. Imposes Tariffs on Steel from Nine Countries Accused of Dumping 456
 Meat Imports “Threaten” Farmers 457
 U.S. Imposes Tariffs on Solar Panels from China 458
 “Beggar-Thy-Neighbor” Policies in the 1930s 459
 Mexico Retaliates for Loss of Truck Program 462

CHAPTER 22: INTERNATIONAL FINANCE 468

Exchange Rates: The Global Link 469
 Foreign-Exchange Markets 469
 Market Dynamics 473
 Resistance to Exchange-Rate Changes 476
 Exchange-Rate Intervention 478
 Summary 484

THE ECONOMY TOMORROW:

Currency Bailouts 483

WORLD VIEW

Foreign Exchange Rates 472
 Who Gains, Who Loses from Strong Dollar 475
 Nobel Prize Was Nobler in October 477
 The Risks of China’s Foreign-Exchange Stockpile 481

CHAPTER 23: GLOBAL POVERTY 488

American Poverty 489
 Global Poverty 490
 Goals and Strategies 492
 Income Redistribution 492
 Economic Growth 495
 Summary 505

THE ECONOMY TOMORROW:

Unleashing Entrepreneurship 505

WORLD VIEW

Glaring Inequalities 493
 The Way We Give 495
 The Female “Inequality Trap” 497
 Dying for a Drink of Clean Water 498
 Muhammad Yunus: Microloans 500
 Jeffrey Sachs: Big Money, Big Plans 500
 Maduro: “Bourgeois Parasites” Thwart Growth 502

Photo Credits C-1

Glossary G-1

Index I-1

Reference Tables T-1



The **MICRO** Economy Today

FOURTEENTH EDITION

The Economic Challenge

People around the world want a better life. Whether rich or poor, everyone strives for a higher standard of living. Ultimately, the performance of the economy determines who attains that goal.

These first few chapters examine how the *limits* to output are determined and how the interplay of market forces and government intervention utilize and even expand those limits.



Economics: The Core Issues

LEARNING OBJECTIVES

After reading this chapter, you should know

- L01-1** How scarcity creates opportunity costs.
- L01-2** What the production possibilities curve represents.
- L01-3** The three core economic questions that every society must answer.
- L01-4** How market and government approaches to economic problems differ.

“The Economist in Chief”



People understand that the president of the United States is the Commander in Chief of the armed forces. The president has the ultimate responsibility to decide when and how America’s military forces will be deployed. He issues the orders that military officers must carry out. He is given credit for military successes and blame for military failures. He can’t “pass the buck” down the line of command.

Less recognized is the president’s role as “Economist in Chief.” The president is held responsible not just for the *military* security of the United States, but for its *economic* security as well. Although he doesn’t have the command powers in the economic arena that he has in the military arena, people expect him to take charge of the economy. They expect the Economist in Chief to keep the economy growing, to create jobs for everyone who wants one, and to prevent prices from rising too fast. Along the way, they expect the Economist in Chief to protect the environment, assure economic justice for all, and protect America’s position in the global economy.

That is a tall order, especially in view of the president’s limited constitutional powers to make economic policy decisions and the array of forces that shape economic outcomes. But no matter. Voters will hold the Economist in Chief responsible for economic misfortunes, whether or not he is able to single-handedly prevent them.

What everyone ultimately wants is a prosperous and growing economy: an economy in which people can find good jobs, enjoy rising living standards and wealth, pursue the education they desire, and enjoy the creature comforts of a prosperous economy. And we want to enjoy all these material comforts while protecting the environment, caring for the poor, and pursuing world peace.

We may know what we want, but how do we get it? Is “the economy” some sort of perpetual motion machine that will keep churning out more goods and services every year? Clearly not. During the Great Recession of 2008–2009 the economy churned out less output, eliminated jobs, and reduced living standards and wealth. A lot of college graduates had to move back home when they couldn’t find jobs. What went wrong?

Even after the Great Recession ended in June 2009, economic pain persisted. The growth of the economy was agonizingly slow, and unemployment remained high for another 6 years. Was that much distress really necessary? Couldn’t the Economist in Chief have fixed these problems? Or are private markets simply unresponsive to government policies? These questions are being debated again in the run-up to the 2016 presidential elections.

Just raising these questions begs the fundamental issue of what makes an economy tick. How are prices, wages, employment, and other economic outcomes actually determined?

Does Wall Street run the system? How about selfish, greedy capitalists? The banks? Or maybe foreign nations? Are incompetent bureaucrats and self-serving politicians the root of our occasional woes? Who, in fact, calls the shots?

The goal of this course is to understand how the economy works. To that end, we want to determine how *markets*—the free-wheeling exchange of goods and services—shape economic outcomes—everything from the price of this textbook to the national unemployment rate. Then we want to examine the role that government can and does play in (re)shaping economic performance. Once we’ve established this foundation, we’ll be in a better position to evaluate what the Economist in Chief *can* do—and what he *should* do. We’ll also better understand how we can make better economic decisions for ourselves.

We’ll start our inquiry with some harsh realities. In a world of unlimited resources, we could have all the goods we desired. We’d have time to do everything we wanted and enough money to buy everything we desired. We could produce enough to make everyone rich while protecting the environment and exploring the universe. The Economist in Chief could deliver everything voters asked for. Unfortunately, we don’t live in that utopia: **we live in a world of limited resources.** Those limits are the root of our economic problems. They force us to make difficult decisions about how *best* to use our time, our money, and our resources. The Economist in Chief has to decide how *best* to use the nation’s limited resources. These are *economic* decisions.

In this first chapter we’ll examine how the problem of limited resources arises and the kinds of choices it forces us to make. As we’ll see, **three core choices confront every nation:**

- **WHAT to produce with our limited resources.**
- **HOW to produce the goods and services we select.**
- **FOR WHOM goods and services are produced—that is, who should get them.**

We also have to decide who should answer these questions. Should people take care of their own health and retirement, or should the government provide a safety net of health care and pensions? Should the government regulate airfares or let the airlines set prices? Should Microsoft decide what features get included in a computer’s operating system, or should the government make that decision? Should Facebook decide what personal information is protected, or should the government make that decision? Should interest rates be set by private banks alone, or should the government try to control interest rates? The battle over *who* should answer the core questions is often as contentious as the questions themselves.

THE ECONOMY IS US

To learn how the economy works, let’s start with a simple truth: *the economy is us.* “The economy” is simply an abstraction referring to the grand sum of all our production and consumption activities. What we collectively produce is what the economy produces; what we collectively consume is what the economy consumes. In this sense, the concept of “the economy” is no more difficult than the concept of “the family.” If someone tells you that the Jones family has an annual income of \$42,000, you know that the reference is to the collective earnings of all the Joneses. Likewise, when someone reports that the nation’s income is \$18 trillion per year—as it now is—we should recognize that the reference is to the grand total of everyone’s income. If we work fewer hours or get paid less, both family income *and* national income decline. The “meaningless statistics” (see the cartoon on the next page) often cited in the news are just a summary of our collective market behavior.

The same relationship between individual behavior and aggregate behavior applies to specific outputs. If we as individuals insist on driving cars rather than taking public transportation, the economy will produce millions of cars each year and consume vast quantities of oil.



"Meaningless statistics were up one-point-five per cent this month over last month."

© Dana Fradon/The New Yorker Collection/www.cartoonbank.com.

Analysis: Many people think of economics as dull statistics. But economics is really about human behavior—how people decide to use scarce resources and how those decisions affect market outcomes.

In a slightly different way, the economy produces billions of dollars of military hardware to satisfy our desire for national defense. In each case, the output of the economy reflects the collective behavior of the 320 million individuals who participate in the U.S. economy.

We may not always be happy with the output of the economy. But we can't ignore the link between individual action and collective outcomes. If the highways are clogged and the air is polluted, we can't blame someone else for the transportation choices we made. If we're disturbed by the size of our military arsenal, we must still accept responsibility for our choices (or nonchoices, if we failed to vote). In either case, we continue to have the option of reallocating our resources. We can create a different outcome tomorrow, next month, or next year.

SCARCITY: THE CORE PROBLEM

Although we can change economic outcomes, we can't have everything we want. If you go to the mall with \$20 in your pocket, you can buy only so much. The money in your pocket sets a *limit* to your spending.

The output of the entire economy is also limited. The limits in this case are set not by the amount of money in people's pockets, but by the resources available for producing goods and services. Everyone wants more housing, new schools, better transit systems, and a new car. We also want to explore space and bring safe water to the world's poor. But even a country as rich as the United States can't produce everything people want. So, like every other nation, we have to grapple with the core problem of **scarcity**—the fact that **there aren't enough resources available to satisfy all our desires**.

scarcity: Lack of enough resources to satisfy all desired uses of those resources.

Factors of Production

The resources used to produce goods and services are called **factors of production**. *The four basic factors of production are*

- *Land.*
- *Labor.*
- *Capital.*
- *Entrepreneurship.*

factors of production: Resource inputs used to produce goods and services, such as land, labor, capital, and entrepreneurship.

These are the *inputs* needed to produce desired *outputs*. To produce this textbook, for example, we needed paper, printing presses, a building, and lots of labor. We also needed

people with good ideas who could put it together. To produce the education you're getting in this class, we need not only a textbook but a classroom, a teacher, a blackboard, and maybe a computer as well. Without factors of production, we simply can't produce anything.

Land. The first factor of production, land, refers not just to the ground but to all natural resources. Crude oil, water, air, and minerals are all included in our concept of "land."

Labor. Labor too has several dimensions. It's not simply a question of how many bodies there are. When we speak of labor as a factor of production, we refer to the skills and abilities to produce goods and services. Hence both the quantity and the quality of human resources are included in the "labor" factor.

Capital. The third factor of production is capital. In economics the term **capital** refers to final goods produced for use in further production. The residents of fishing villages in southern Thailand, for example, braid huge fishing nets. The sole purpose of these nets is to catch more fish. The nets themselves become a factor of production in obtaining the final goods (fish) that people desire. Thus they're regarded as *capital*. Blast furnaces used to make steel and desks used to equip offices are also capital inputs.

Entrepreneurship. The more land, labor, and capital available, the greater the amount of potential output. A farmer with 10,000 acres, 12 employees, and six tractors can grow more crops than a farmer with half those resources. But there's no guarantee that he will. The farmer with fewer resources may have better ideas about what to plant, when to irrigate, or how to harvest the crops. *It's not just a matter of what resources you have but also of how well you use them.* This is where the fourth factor of production—**entrepreneurship**—comes in. The entrepreneur is the person who sees the opportunity for new or better products and brings together the resources needed for producing them. If it weren't for entrepreneurs, Thai fishers would still be using sticks to catch fish. Without entrepreneurship, farmers would still be milking their cows by hand. If someone hadn't thought of a way to miniaturize electronic circuits, you wouldn't be able to text your friends.

The role of entrepreneurs in economic progress is a key issue in the market versus government debate. The British economist John Maynard Keynes argued that free markets unleash the "animal spirits" of entrepreneurs, propelling innovation, technology, and growth. Critics of government regulation argue that government interference in the marketplace, however well intentioned, tends to stifle those very same animal spirits.

Limits to Output

No matter how an economy is organized, there's a limit to how much it can produce. The most evident limit is the amount of resources available for producing goods and services. One reason the United States can produce so much is that it has nearly 4 million square miles of land. Tonga, with less than 300 square miles of land, will never produce as much. The United States also has a population of more than 320 million people. That's a lot less than China (1.4 billion) but far larger than 200 other nations (Tonga has a population of less than 125,000). So an abundance of raw resources gives us the potential to produce a lot of output. But that greater production capacity isn't enough to satisfy all our desires. We're constantly scrambling for additional resources to build more houses, make better movies, and provide more health care. That imbalance between available resources and our wish list is one of the things that makes the job of Economist in Chief so difficult.

The science of **economics** helps us frame these choices. In a nutshell, economics is the study of how people use scarce resources. How do you decide how much time to spend studying? How does Google decide how many workers to hire? How does Ford decide

capital: Final goods produced for use in the production of other goods, such as equipment and structures.

entrepreneurship: The assembling of resources to produce new or improved products and technologies.

economics: The study of how best to allocate scarce resources among competing uses.

whether to use its factories to produce sport utility vehicles or sedans? What share of a nation's resources should be devoted to space exploration, the delivery of health care services, or pollution control? In every instance, alternative ways of using scarce labor, land, and capital resources are available, and we have to choose one use over another.

OPPORTUNITY COSTS

Scientists have long sought to explore every dimension of space. President Kennedy initiated a lunar exploration program that successfully landed men on the moon on July 20, 1969. That only whetted the appetite for further space exploration. President George W. Bush initiated a program to land people on Mars, using the moon as a way station. Scientists believe that the biological, geophysical, and technical knowledge gained from the exploration of Mars will improve life here on Earth. But should we do it? In a world of unlimited resources the answer would be an easy “yes.” But we don't live in that world.

Every time we use scarce resources in one way, we give up the opportunity to use them in other ways. If we use more resources to explore space, we have fewer resources available for producing earthly goods. The forgone earthly goods represent the **opportunity costs** of a Mars expedition. *Opportunity cost is what is given up to get something else.* Even a so-called free lunch has an opportunity cost (see the below cartoon). The resources used to produce the lunch could have been used to produce something else. A trip to Mars has a much higher opportunity cost. President Obama decided those opportunity costs were too high: he scaled back the Mars programs to make more resources available for Earthly uses (like highway construction and energy development).

Your economics class also has an opportunity cost. The building space used for your economics class can't be used to show movies at the same time. Your professor can't lecture (produce education) and repair motorcycles simultaneously. The decision to use these scarce resources (capital, labor) for an economics class implies producing less of other goods.

Even reading this book is costly. That cost is not measured in dollars and cents. The true (economic) cost is, instead, measured in terms of some alternative activity. What would you like to be doing right now? The more time you spend reading this book, the less time you have available for other uses of your time. The opportunity cost of reading this text is the best alternative use of your scarce time. If you are missing your favorite TV show, we'd say that show is the opportunity cost of reading this book. It is what you gave up to do this assignment. Hopefully, the benefits you get from studying will outweigh that cost. Otherwise this wouldn't be the best way to use your scarce time.

opportunity cost: The most desired goods or services that are forgone to obtain something else.



"There's no such thing as a free lunch."

© Dana Fradon/The New Yorker Collection /
www.cartoonbank.com

Analysis: All goods and services have an opportunity cost. Even the resources used to produce a “free lunch” could have been used to produce something else.

Guns vs. Butter

One of the most difficult choices nations must make about resource use entails defense spending. After the September 11, 2001, terrorist attacks on the World Trade Center and Pentagon, American citizens overwhelmingly favored an increase in military spending. Even the unpopularity of the wars in Iraq and Afghanistan didn't quell the desire for more national defense. But national defense, like Mars exploration, requires the use of scarce resources; Americans wanted to feel *safe*. But there is a *cost* to assuring safety: the 1.4 million men and women who serve in the armed forces aren't available to build schools, program computers, or teach economics. Similarly, the land, labor, capital, and entrepreneurship devoted to producing military hardware aren't available for producing civilian goods. An *increase* in national defense implies more sacrifices of civilian goods and services. How many schools, hospitals, or cars are we willing to sacrifice in order to "produce" more national security? This is the "guns versus butter" dilemma that all nations confront.

PRODUCTION POSSIBILITIES

The opportunity costs implied by our every choice can be illustrated easily. Suppose a nation can produce only two goods, trucks and tanks. To keep things simple, assume that labor (workers) is the only factor of production needed to produce either good. Although other factors of production (land, machinery) are also needed in actual production, ignoring them for the moment does no harm. Let us assume further that we have a total of only 10 workers available per day to produce either trucks or tanks. Our initial problem is to determine the *limits* of output. How many trucks or tanks *can* be produced in a day with available resources?

Before going any further, notice how opportunity costs will affect the answer. If we use all 10 workers to produce trucks, no labor will be available to assemble tanks. In this case, forgone tanks would become the *opportunity cost* of a decision to employ all our resources in truck production.

We still don't know how many trucks could be produced with 10 workers or exactly how many tanks would be forgone by such a decision. To get these answers, we need more details about the production processes involved—specifically, how many workers are required to manufacture either good.

The Production Possibilities Curve

Table 1.1 summarizes the hypothetical choices, or **production possibilities**, that we confront in this case. Suppose we wanted to produce only trucks (i.e., no tanks). Row A of the table shows the *maximum* number of trucks we could produce. With 10 workers available and a labor requirement of 2 workers per truck, we can manufacture a maximum of five trucks per day.

Producing five trucks per day leaves no workers available to produce tanks. Our 10 available workers are all being used to produce trucks. On row A of Table 1.1 we've got "butter"

production possibilities: The alternative combinations of final goods and services that could be produced in a given time period with all available resources and technology.

TABLE 1.1
A Production Possibilities Schedule

	Production Options	
	Output of Trucks per Day	Output of Tanks per Day
A	5	0
B	4	2.0
C	3	3.0
D	2	3.8
E	1	4.5
F	0	5.0

As long as resources are limited, their use entails an opportunity cost. In this case, resources (labor) used to produce trucks can't be used for tank assembly at the same time. Hence the forgone tanks are the opportunity cost of additional trucks. If all our resources were used to produce trucks (row A), no tanks could be assembled. To produce tanks, we have to reduce truck production.

(trucks) but no “guns” (tanks). If we want tanks, we have to cut back on truck production. The remainder of Table 1.1 illustrates the trade-offs we confront in this simple case. By cutting truck production from five to four trucks per day (row *B*), we reduce labor use in truck production from 10 workers to 8. That leaves 2 workers available for other uses, including the production of tanks.

If we employ these remaining 2 workers to assemble tanks, we can build two tanks a day. We would then end up on row *B* of the table with four trucks and two tanks per day. What’s the opportunity cost of these two tanks? It’s the one additional truck (the fifth truck) that we could have produced but didn’t.

As we proceed down the rows of Table 1.1, the nature of opportunity costs becomes apparent. Each additional tank built implies the loss (opportunity cost) of truck output. Likewise, every truck produced implies the loss of some tank output.

These trade-offs between truck and tank production are illustrated in the production possibilities curve of Figure 1.1. **Each point on the production possibilities curve depicts an alternative mix of output that could be produced.** In this case, each point represents a different combination of trucks and tanks that we could produce in a single day using all available resources (10 workers in this case).

Notice in particular how points *A* through *F* in Figure 1.1 represent the choices described in each row of Table 1.1. At point *A*, we’re producing five trucks per day and no tanks. As we move down the curve from point *A* we’re producing fewer trucks and more tanks. At point *B*, truck production has dropped from five to four vehicles per day while tank assembly has increased from zero to two. In other words, we’ve given up one truck to get two tanks assembled. The opportunity cost of those tanks is the one truck that is given up. A production possibilities curve, then, is simply a graphic summary of production possibilities, as described in Table 1.1. As such, **the production possibilities curve illustrates two essential principles:**

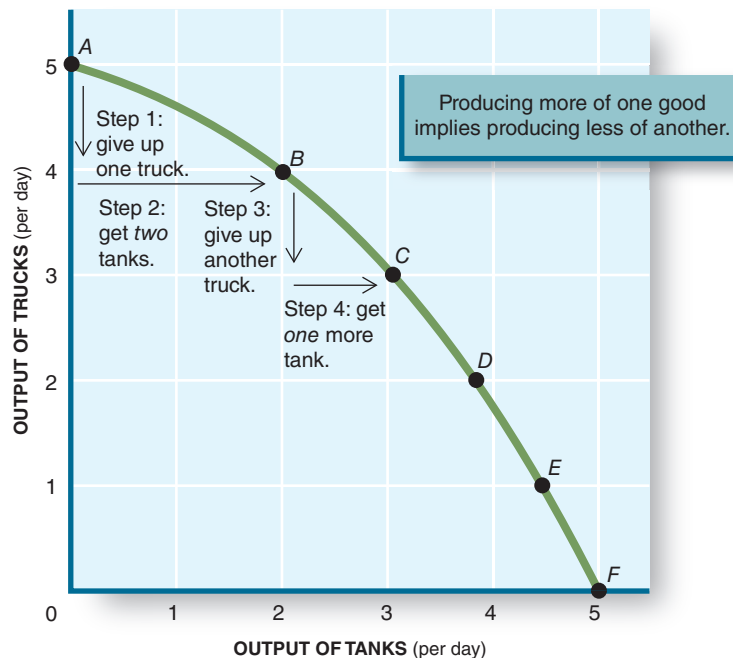
- **Scarce resources.** There’s a limit to the amount of output we can produce in a given time period with available resources and technology.
- **Opportunity costs.** We can obtain additional quantities of any particular good only by reducing the potential production of another good.

FIGURE 1.1 A Production Possibilities Curve

A production possibilities curve (PPC) describes the various output combinations that could be produced in a given time period with available resources and technology. It represents a menu of output choices an economy confronts.

Point *B* indicates that we could produce a *combination* of four trucks and two tanks per day. By producing one less truck, we could assemble a third tank and thus move to point *C*.

Points *A*, *D*, *E*, and *F* illustrate still other output combinations that could be produced. This curve is a graphic illustration of the production possibilities schedule in Table 1.1.



Increasing Opportunity Costs

The shape of the production possibilities curve reflects another limitation on our choices. Notice how opportunity costs increase as we move along the production possibilities curve. When we cut truck output from five to four (step 1, Figure 1.1), we get two tanks (step 2). When we cut truck production further, however (step 3), we get only one tank per truck given up (step 4). The opportunity cost of tank production is increasing. This process of increasing opportunity cost continues. By the time we give up the last truck (row *F*), tank output increases by only 0.5: we get only half a tank for the last truck given up. These increases in opportunity cost are reflected in the outward bend of the production possibilities curve.

Why do opportunity costs increase? Mostly because it's difficult to move resources from one industry to another. It's easy to transform trucks to tanks on a blackboard. In the real world, however, resources don't adapt so easily. Workers who assemble trucks may not have the right skills for tank assembly. As we continue to transfer labor from one industry to the other, we start getting fewer tanks for every truck we give up.

The difficulties entailed in transferring labor skills, capital, and entrepreneurship from one industry to another are so universal that we often speak of the *law of increasing opportunity cost*. This law says that we must give up ever-increasing quantities of other goods and services in order to get more of a particular good. The law isn't based solely on the limited versatility of individual workers. The *mix* of factor inputs makes a difference as well. Truck assembly requires less capital than tank assembly. In a pinch, wheels can be mounted on a truck almost completely by hand, whereas tank treads require more sophisticated machinery. As we move labor from truck assembly to tank assembly, available capital may restrict our output capabilities.

The Cost of North Korea's Military

The production possibilities curve illustrates why the core economic decision about WHAT to produce is so difficult. Consider, for example, North Korea's decision to maintain a large military. North Korea is a relatively small country: its population of 25 million ranks fiftieth in the world. Yet North Korea maintains the fifth-largest army in the world and continues to develop a nuclear weapons capability. To do so, it must allocate 16 percent of all its resources to feeding, clothing, and equipping its military forces. As a consequence, there aren't enough resources available to produce food. Without adequate machinery, seeds, fertilizer, or irrigation, Korea's farmers can't produce enough food to feed the population (see the World View on the next page). As Figure 1.2 illustrates, the opportunity cost of "guns" in Korea is a lot of needed "butter."

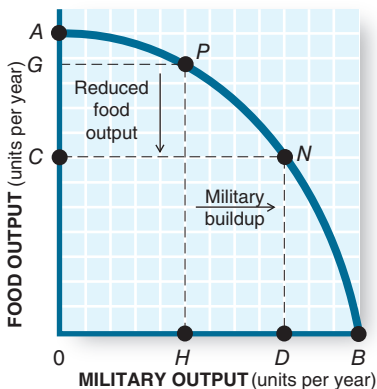


FIGURE 1.2
The Cost of War

North Korea devotes 16 percent of its output to the military. The opportunity cost of this decision is reduced output of food. As the military expands from *OH* to *OD*, food output drops from *OG* to *OC*.